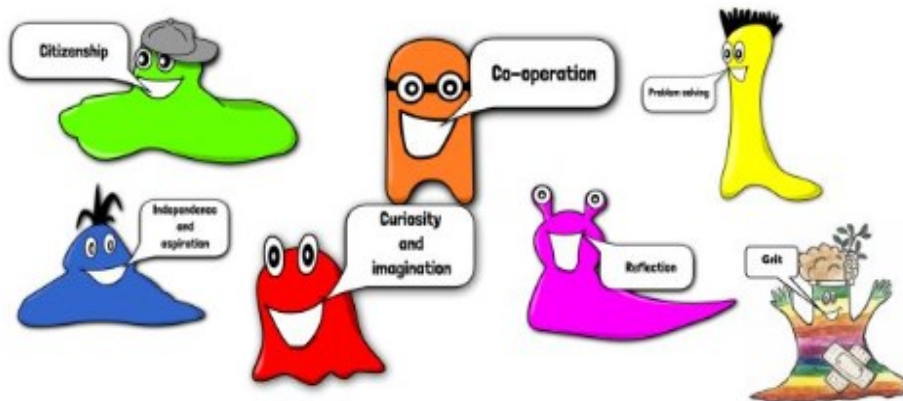


Dear Year 2 (soon to be Year3),

We have heard ALL about your amazing learning attitudes and we really can not wait to see you use them with us at Shirley Junior School .



To get you prepare for the skills we use at SJS we have put together a 'Learning Value Challenge Grid' for you to have a go at. You can choose the challenges you would like to work through over the next few weeks or even do some over the holidays to help you get ready for year 3!



Meet our Learning Values on our transition page.

[https://www.shirleyjuniorschool.org/page/?](https://www.shirleyjuniorschool.org/page/?title=Learning+Values&pid=25)

[title=Learning+Values&pid=25](https://www.shirleyjuniorschool.org/page/?title=Learning+Values&pid=25) —next to each value you will find an explanation of what the value means.

Each square has a different challenge linked to a learning a value and when you complete it you can put it in a folder to bring in and share in September or send it for your teachers to see to teachers@shirleyschools.co.uk. If you title your email Year 3 Transition challenge we will make sure that your new teachers get to see your fantastic work.

Looking forward to seeing you and your amazing work soon,

Miss Broadway, Mr Tough, Miss Fearn, Mrs McQuay :)



SJS Learning Value Challenge

Year 3 transition home learning



Over the last weeks of Summer 2, and into the Summer holidays, we are challenging the Year 2 children coming to SJS to begin to develop some Shirley Junior learning values. Children can use this opportunity to explore the learning values and think about how they might use them when learning in school.

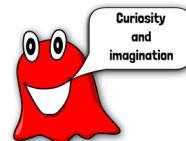
1.Reflection

Think about your favourite memories from Year 2 and create a page or even a scrapbook that shows them. What did you love? What skills have you got better at?



2.Curiosity and Imagination

Outdoor art—use items from the outdoors to create a piece of artwork that says Year 3. Challenge: Could you make the red curiosity learning value picture too?



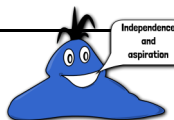
3.Co-operation

What job could you do that may help out around the house? Work alongside your family to help out with the running of the house— what new skill will you learn along the way?



4.Independence and Aspiration

Introduce yourself, including what makes you special in a letter, video or PowerPoint to share with your new teacher.



5.Citizenship

Explore different recipes and cook a meal or treat for someone else to enjoy. Take a photo of you cooking or people enjoying your food to share with your class.




6.Grit Begin to develop your growth mindset. Think carefully about your strengths and your challenges. How will you tackle those things that sometimes you are afraid of trying?



7. Problem Solving

Year 2 Taskmaster Task - scavenger hunt. To this activity you will need to collect different items from around your home, they will need to spell out Shirley Junior School. For example you could use a slipper for S and a hairband for H. Don't forget to line them up in order before taking your photo or short video clip. Here are some examples https://youtu.be/0oCy0qquo_g



SJS Learning Values

Create a poster to show all of the SJS learning values and show what each one means.

