

Year 6

It's a Wrap - Project

Home Learning

Hi Year 6,

This is **week eight** of your home learning. You will need to complete the steps and tasks in order. The learning value we are mainly focusing on is Reflection this week. As always we want you to take care with your handwriting and presentation and are really looking forward to seeing some of the great learning we know you will complete this week so we can add this to our year 6 Star Learning page on the website.

Have fun with your learning!

Mrs Davie, Mrs Booth, Mrs McQuay and Mr Richards

This week we will explore the musical we've chosen for our final 'production' – High School Musical.

Year 6 - Task one* – Watch High School Musical

If you can - watch the full movie of High School Musical 1. If not, work your way through these clips of the key songs to get the gist of the music and production.

<https://www.youtube.com/watch?v=5gnZIwJJrEM> - Bop to the Top

<https://www.youtube.com/watch?v=G--VfuI0fNs> -Get'cha Head in the Game

<https://www.youtube.com/watch?v=yE07FbWmew8> – Status Quo

<https://www.youtube.com/watch?v=S-wSCKaHJ6Y> – What I've been looking for

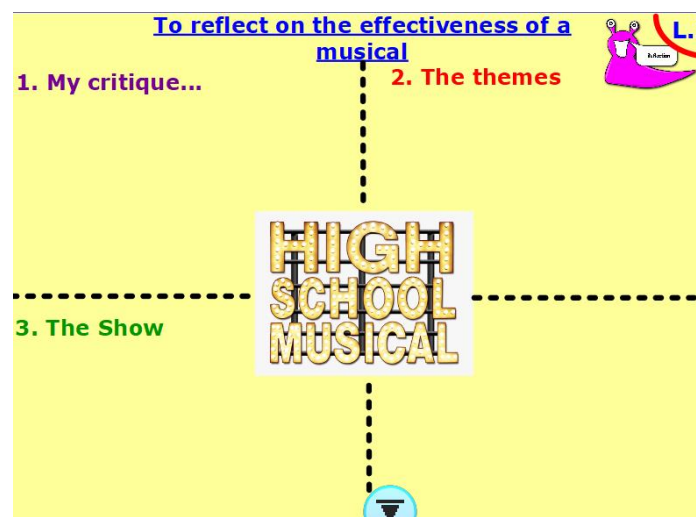
<https://www.youtube.com/watch?v=0qj67KE5VXI> – Breaking Free

https://www.youtube.com/watch?v=DykVJI6wr_4 – All in this together



Year 6 - Task two* – Reflect on the HSM movie (45 minutes)

Turn to a double page in your book and split it into 4 quadrants and write the title **To reflect on the effectiveness of a musical** . In the middle of the double page create a HSM design (High School Musical design).



- i) In the first quadrant under a title 'Critique' write your own, fully reasoned and honest critique/opinion of High School Musical. Check your paragraph against the steps to success.

Steps to Success

Have I...

- given my reasoned opinion of the musical as a whole?
- explained where the musical was successful/ effective and why?
- explained parts that were not as effective and why?

- ii) In the second quadrant, under a title 'Themes', reflect on the **themes** of the musical and create a section of graffiti showing the key messages of the movie.

Steps to Success

Have I....


- reflected on the messages in the musical? (*What do the characters face/overcome? What is important to the storyline? What do we learn as an audience?*)
- pulled out the key themes that were in the musical?
- created a quadrant of graffiti that reflects the key themes?



- iii) In the third quadrant, under a title 'the show', create a spider diagram to show the effective components that High School Musical had as a show.

3. The Show


L.2



Steps to Success:

Have I

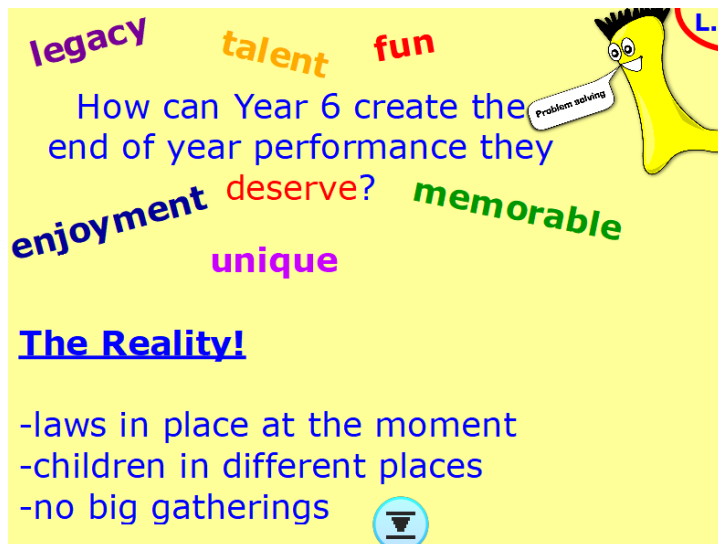
- discussed the key components that make this a show? (music, lyrics, dancing, acting)
- reflected on how each part supports the final show?
- chosen ONE of the aspects that I feel is most important and shown why in a spider diagram?



Used to enhance and reflect the mood of the storyline.

Catchy - upbeat - what people remember from the show.

Year 6 - Task three* – Problem Solve – What can we do in lockdown? (30 min)



legacy talent fun

How can Year 6 create the end of year performance they deserve? memorable

enjoyment unique

The Reality!

- laws in place at the moment
- children in different places
- no big gatherings

Problem solving

Problem solving

Even though you are at home, we would love for you to be just as much a part of our final Year 6 performance. With the current reality this is going to look VERY different this year.

Reflect

What ideas do you have that you could do at home? How could you create something that could be included and made into the larger picture of our It's a Wrap production?

In the final quadrant of your double page spread, write the title 'Our Reality'. In this quadrant write or show your ideas of what you could do to be a part of the final production. Think BIG! Use the steps to success to help you.

Steps to Success:

Have I....

- thought about how the you could produce a show in lockdown?
- problem solved how to act/sing/display learning?
- come up with steps needed to be able to do this?

As always we would love to see your work. In particular let us know your ideas of what you feel YOU could do at home!!

Please send your learning to Y6teachers@shirleyschools.co.uk. We really can't wait to hear from you!