

### Phonics from home

#### **Monday**

- Read a Red Ditty, repeating this a couple of times if possible. There are 5 Red Ditties every fortnight, so they can be re-read over a couple of days, or re-visited the following week.
- Watch the following Letters & Sounds video on YouTube.  
<https://www.youtube.com/watch?v=7anrdHnwGbs>
- Read the sound and words on the RWI word card (igh, sky high). There are sound buttons and a visual prompt to aide this.
- Complete the sound button activity for Monday: put sound buttons (dot for a single letter sound, dash for more than one letter per sound) on the words and then read them a few times, blending the word by the final read.

#### **Tuesday**

- Read a Red Ditty, repeating this a couple of times if possible.
- Watch the following Letters & Sounds video on YouTube. <https://www.youtube.com/watch?v=-p6KWV3eHI8>
- Read the sound and words on the RWI word card (igh, i-e). There are sound buttons and a visual prompt to aide this.
- Complete the sound button activity for Tuesday: put sound buttons (dot for a single letter sound, dash for more than one letter per sound) on the words and then read them a few times, blending the word by the final read.

#### **Wednesday - Friday**

- Read a Red Ditty, repeating this a couple of times if possible.
- Watch the Set 2 Sounds and Word Time video on YouTube. This is uploaded at 10 am on the Ruth Miskin Training Channel. (If the children enjoy this, and want to watch more, then watching the Set 3 Speed Sounds and Word Time video would also be good.) These videos won't always match the sounds from this week, but they follow the same scheme as us, so will be useful revision.
- Read the sound on the RWI word cards covered so far (ay, ai, a-e, oy, oi, igh, i-e).
- Complete the sound button activity for today: put sound buttons (dot for a single letter sound, dash for more than one letter per sound) on the words and then read them a few times, blending the word by the final read. On Friday there is 3 sentences to read, using the sounds covered so far. They can put on sound buttons if that helps, but it would be good to try without them first.

## Ditty 5: the big bag

**Speed Sounds** - read the sounds (not the letter name)

m n b g a i u t p c s

**Green Words** - read these words by blending the sounds together

in bat big map bag is bun cap

**Red Words** - read these words but tell your child the word if they get stuck

the

in the big bag is

a bun

a bat

a map

a cap



Remember not to read the Ditty to your child first.  
As your child reads the Ditty, be patient and give your child plenty of praise.

## Ditty 6: naps

**Speed Sounds** - read the sounds (not the letter name)

s n i a g c t d p m b u o

**Green Words** - read these words by blending the sounds together

in cat on bus dog mat nan pot

nap naps


**Red Words** - read these words but tell your child the word if they get stuck

the

a dog naps on the mat

nan naps on the bus

a cat naps in the pot



Remember not to read the Ditty to your child first.  
As your child reads the Ditty, be patient and give your child plenty of praise.

## Ditty 7: pup in the mud

**Speed Sounds** - read the sounds (not the letter name)

u t b d p s n m o i

**Green Words** - read these words by blending the sounds together

pup mud tub mop up in tut

sit sits

**Red Words** - read these words but tell your child the word if they get stuck

the I

pup sits in the mud

tut tut

pup sits in the tub

I mop up the mud



Remember not to read the Ditty to your child first.  
As your child reads the Ditty, be patient and give your child plenty of praise.

## Ditty 8: a cub sits

**Speed Sounds** - read the sounds (not the letter name)

c a u b s o i g m t n p d k

**Green Words** - read these words by blending the sounds together

in cub mud sun pup kit bin on  
dig digs sit sits nap naps


**Red Words** - read these words but tell your child the word if they get stuck

the

a cub sits in the sun

a pup digs in the mud

a kit naps on the bin



Remember not to read the Ditty to your child first.  
As your child reads the Ditty, be patient and give your child plenty of praise.

## Ditty 9: put it on

**Speed Sounds** - read the sounds (not the letter name)

o s p n t u i h g e c a f

**Green Words** - read these words by blending the sounds together

get is top on cat hat fun it

**Red Words** - read these words but tell your child the word if they get stuck

I put

I put on a top

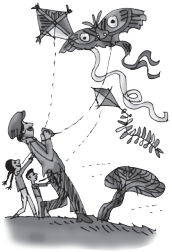
I put on a hat

I get a cat

it is fun



Remember not to read the Ditty to your child first.  
As your child reads the Ditty, be patient and give your child plenty of praise.



fly high

2. high, night, light, fright, bright,  
sight, might

# igh



nice smile

3. shine, white, fine, hide, smile,  
nice, wide, like, mine, time

# i-e

## Practise reading

high

night

light

fright

bright

might

smile


white

nice

like

time

hide



fly high

2. high, night, light, fright, bright, sight, might

# igh

## Practise reading

high

night

light

fright

bright

might



**Monday**

sigh	high	fight
ploy	Roy	enjoyment
droid	moist	boing

**Tuesday**

Wight	tight	light
white	mire	hire
flay	avail	bake

**Wednesday**

sight	fire	point
flight	prize	annoy
snake	always	maid

**Thursday**

plight	tire	oink
thigh	sized	ahoy
chase	delay	nail

**Friday**

1. The sun is bright today.
2. I enjoy playing games inside.
3. That sail is black and white.