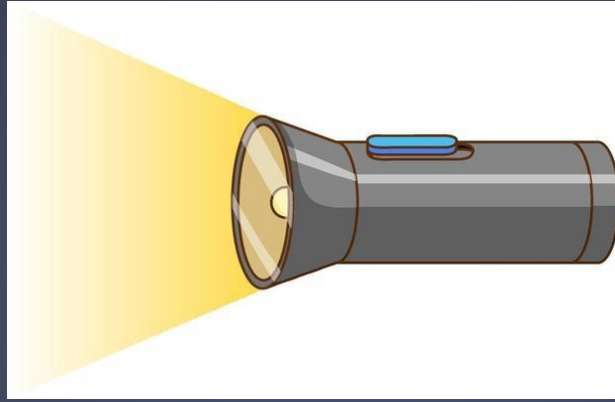




*Year 3  
Sleepover*

*What is a torch?*



# Let it Shine Outcome

## Let it shine!

**Big Idea: What is a torch?**

**What I already know...**  
That materials have different properties and can be used for different purposes. (Y2)



In this **design project**, you have the challenge to create your own handheld reading torch to use at our Year 3 sleepover. Include a switch **mechanism** to ensure your torch can turn on and off.

## SJS Design Engineers Mechanisms and Construction

- I will learn...**
- how the **technology** of the torch has developed over time.
  - to use **research**, including science electricity learning, to support my designs.
  - that material can be **joined** in a range of ways.
  - how to create a design that includes different angles.
  - how to include a **switch** as a mechanism to make a torch work.
  - how to **evaluate** against **design specifications**.

### Our Personal Skills



## Let it shine!

**Big Idea: What is a torch?**

**What I already know...**  
Consider the suitability of materials for particular uses. (Y2)



Give reasons for the way materials have been grouped. (Y2)

Compare and group materials based on properties. (Y2)

In this phase, you will be learning all about **electricity** and how it flows through a **circuit** to cause an action such as a light bulb glowing or a motor spinning.

## SJS Science

- I will learn...**
- The **uses** and the **dangers** of electricity.
  - to **explore** circuit to see how switches and adding more or less batteries affect the circuit..
  - What a **conductor** is and what materials make good conductors.
  - What an **insulator** is and what materials make good insulators.
  - how to draw a **scientific diagram** of a circuit.
  - How to use recognised scientific symbols

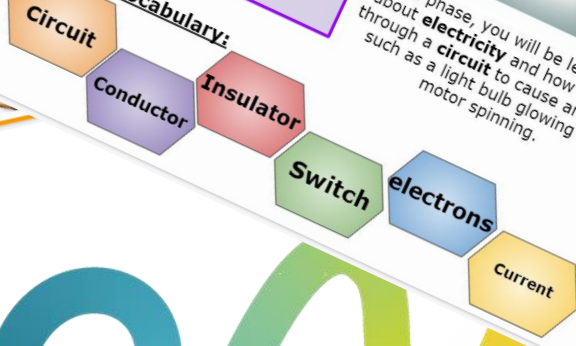
### Our Personal Skills:



### Key Vocabulary:



### Key Vocabulary:





## *Torch Making*

We are hoping to make our torches during the week beginning the **6th February**.

If you are interested in coming in to help we always appreciate the help!



## *Year 3 Sleepover - Thursday 9th February 2023*

This is an exciting and fun opportunity for the children to have time with their friends as well as develop independence of being away from home. The party will be for all children in Year 3 and there will be food and drink provided for the children at the event.



# Sleepover Agenda - Part 1

The party starts at 5:30pm and children can come in clothes of their choosing.

- We begin the evening by eating pizzas in the hall
- Each class then rotates around 3 different activities

- 1) Games in the dark
- 2) Shadow puppets
- 3) Light show



-Pick up any children that **do not** wish to stay at 7:30pm.







*Lights needed!*

If you have any lights you  
can lend us, we would  
really appreciate it!

# *Sleepover Agenda - Part 2*

If your child is choosing to stay, we would like them to bring:

- Pyjamas and slippers
- Toothbrush and toothpaste
- Sleeping bag and pillow (roll mats if you have them)
- Small hand towel/ wash bag
- Change of underwear (change of clothes if your child wishes)
- Cuddly toy (optional)
- Reading book

**Please make sure all of your child's belongings are clearly labelled in an easy to carry bag.**





# *Medical*

All medicines must be labelled with clear instructions and placed in a named box/ bag which should be brought on the evening and handed to one of the Year 3 teachers.



# *Sleepover Agenda - Part 2*

In the evening we get the children all set up in the rooms they are sleeping in. We sleep in rooms according to houses (Barn, Eagle, Snowy and Tawny).

- We do a small assembly on what to expect during the evening.
- Children prepare for the **S Factor!**
- Prepare beds- sleeping bags out etc and get changed for **bed**
- Hot chocolate down in the hall
- S Factor Final
- Get ready for bed- reading a story with their torch
- Lights out at **9:30pm.**



## *Sleepover Agenda - Part 3 - The Morning after!*

- Children are woken at 7am after hopefully a good rest!!
- Down to the hall for breakfast
- Children can choose from toast and cereal.
- Children upstairs to get ready
- Pack away things in each classroom
- Get ready for the last day of school before half term!



**Children can wear their own clothes on the Friday after.**

**This also applies to children who do not wish to stay the night.**



## *Year 3 Sleepover Expectations*

We would love all children to come to both parts of our Year 3 outcome. As this is a volunteered outcome from all the adults involved, we will be expecting children to be respectful and show listening to all adults.

If we believe any child is not showing this, they may not be allowed to attend. We will be following our behaviour policy of, **Explain, Remind and Action.**





## *Donations*

To help the school pay for dinner, breakfast and materials for the torch making, we are asking for a donation of **£5**. Envelopes are on the table with pens to write your child's name and class if you haven't already paid.




# Forms



**Shirley Junior School**  
Bellemoor Road,  
Shirley  
Southampton  
SO15 5XE

02380 771434 02380 771434 office@shirleyschools.co.uk shirleyjuniorschool.org.uk



Year 3 Sleepover – Shirley Junior School – 9<sup>th</sup> February 2023

**Personal details**

First name of participant ..... Surname .....  
 Date of birth ..... Age: ..... male / female (circle)  
 Address .....  
 Post code .....  
 Name of next of kin: .....  
 Next of kin address during the activity (if different from above) .....  
 Post code .....  
 Contact no: Home ..... Work ..... Mobile .....  
 Name and address of participant's doctor .....  
 Telephone no ..... NHS no (if known) .....

Name of child: ..... in class: .....  
 Special Dietary Requirements for light party and breakfast 9<sup>th</sup> February 2023

**Year 3 Sleepover and Light Party – Thursday 9<sup>th</sup> February 2023**

Child's Name: ..... in class: .....

- My child will be attending the **light party only** on Thursday 9<sup>th</sup> February
- My child would like to attend the sleepover and light party on Thursday 9<sup>th</sup> February (please complete the form below)
- My child will not be attending either.

Signed: \_\_\_\_\_ Parent/Carer: \_\_\_\_\_

**Educational visit information and medical form Sleepover 2023**

Has the participant had any of the following?

Asthma or bronchitis	Yes	No	Allergies to any known medication Any other allergies, eg material, food, plasters Other illness or disability Travel sickness Regular medication
Heart condition	Yes	No	
Fits, fainting or blackouts	Yes	No	
Severe headaches	Yes	No	
Diabetes	Yes	No	

If the answer to any of these questions is Yes, please give details: .....

Yes	No
Yes	No
Yes	No
Yes	No



## *Volunteers*

1. Torch making on the wb 6th February
2. Any lights you can let us borrow for the sleepover would be much appreciated
3. If you want to volunteer to help us with sorting out breakfast the next morning, that would be great!

**For any of the above, just let the office know.**



Thank you!

Any questions?

