

The Parents' Guide to Google Classroom

What is Google Classroom?

Think of Google Classroom (GC) as your child's digital link to learning.

Teachers use GC to share assignments, homework and much more with students AND parents!

Getting Started



Your child will be provided with a secure login and password that is unique to them.

This will be via a letter sent home.

Getting Started



1

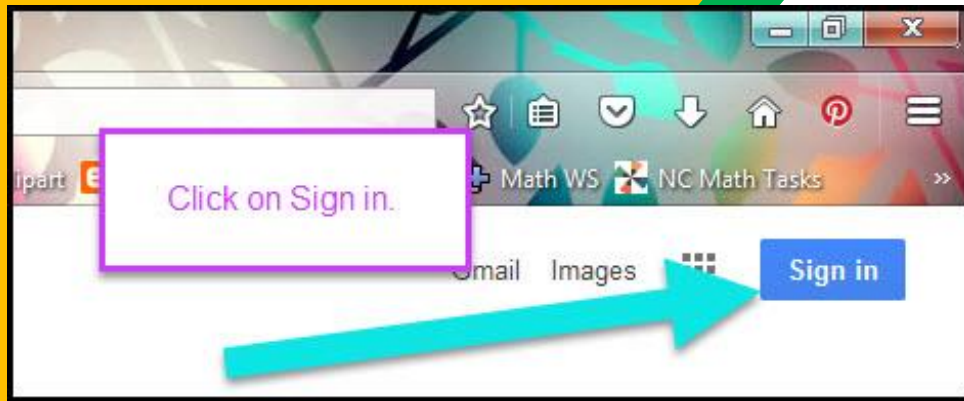
Click on the Google Chrome browser icon or any other web browser.

Getting Started



2 Type www.google.com
into your web
address bar.

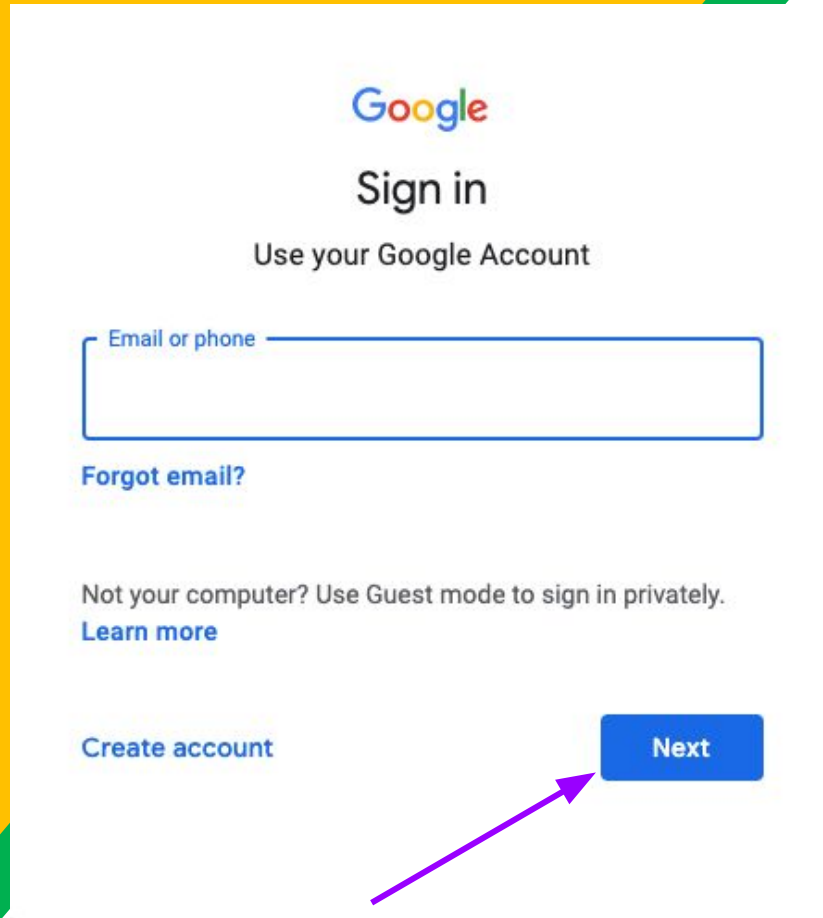
Getting Started



3

Click on **SIGN IN** in the upper right hand corner of the browser window.

Getting Started



Google

Sign in

Use your Google Account

Email or phone

[Forgot email?](#)

Not your computer? Use Guest mode to sign in privately.
[Learn more](#)

[Create account](#)

[Next](#)

4

Type in your **Google Email address** & click "next."

This should be given to you on a letter and will end in @shirleyschools.co.uk

Getting Started

5

Type in your
PASSWORD from
the letter
& click "next."

Gmail

Images



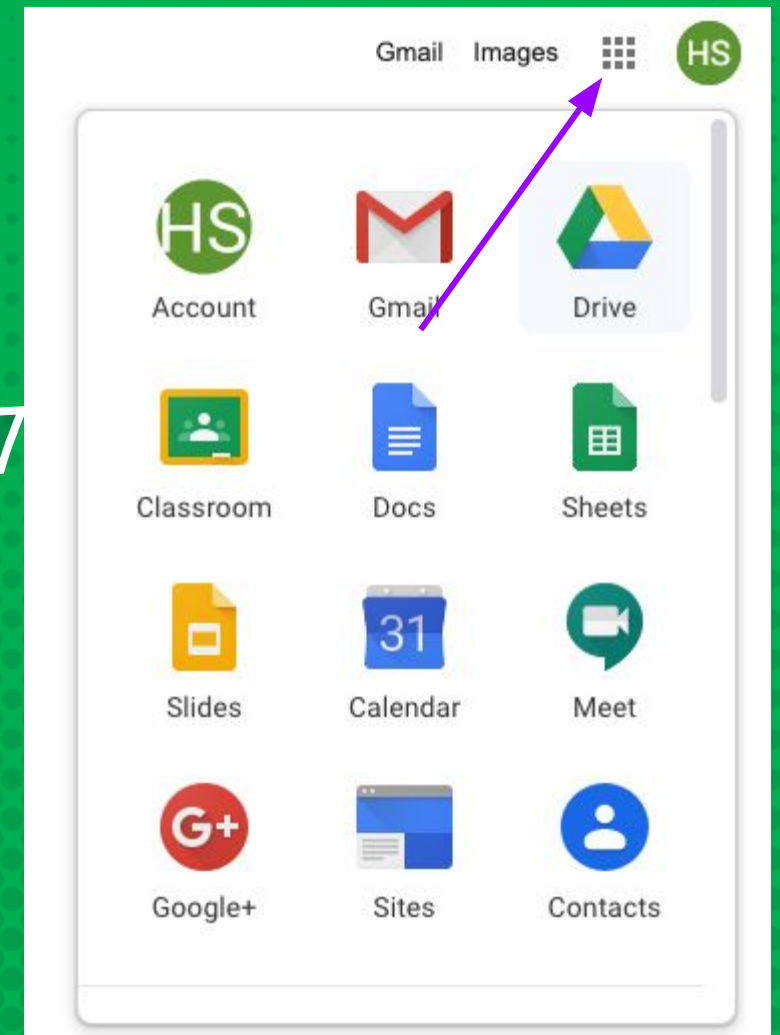
HS

NOW YOU'LL SEE

that you are signed in to
your Google Apps for
Education!

GOOGLE SUITE

Click on the 9 squares (Waffle/Rubik's Cube) icon in the top right hand corner to see the Google Suite of Products!



GOOGLE ICONS TO RECOGNIZE:



CHROME



DOCS




DRIVE



SLIDES



SHEETS



FORMS



CALENDAR



GMAIL



PHOTOS



MAPS



KEEP



CLASSROOM



MEET



HANGOUTS



SITES



CONTACTS



CLOUD



CLOUD SEARCH



YOUTUBE




NEWS



VAULT



MY ACCOUNT

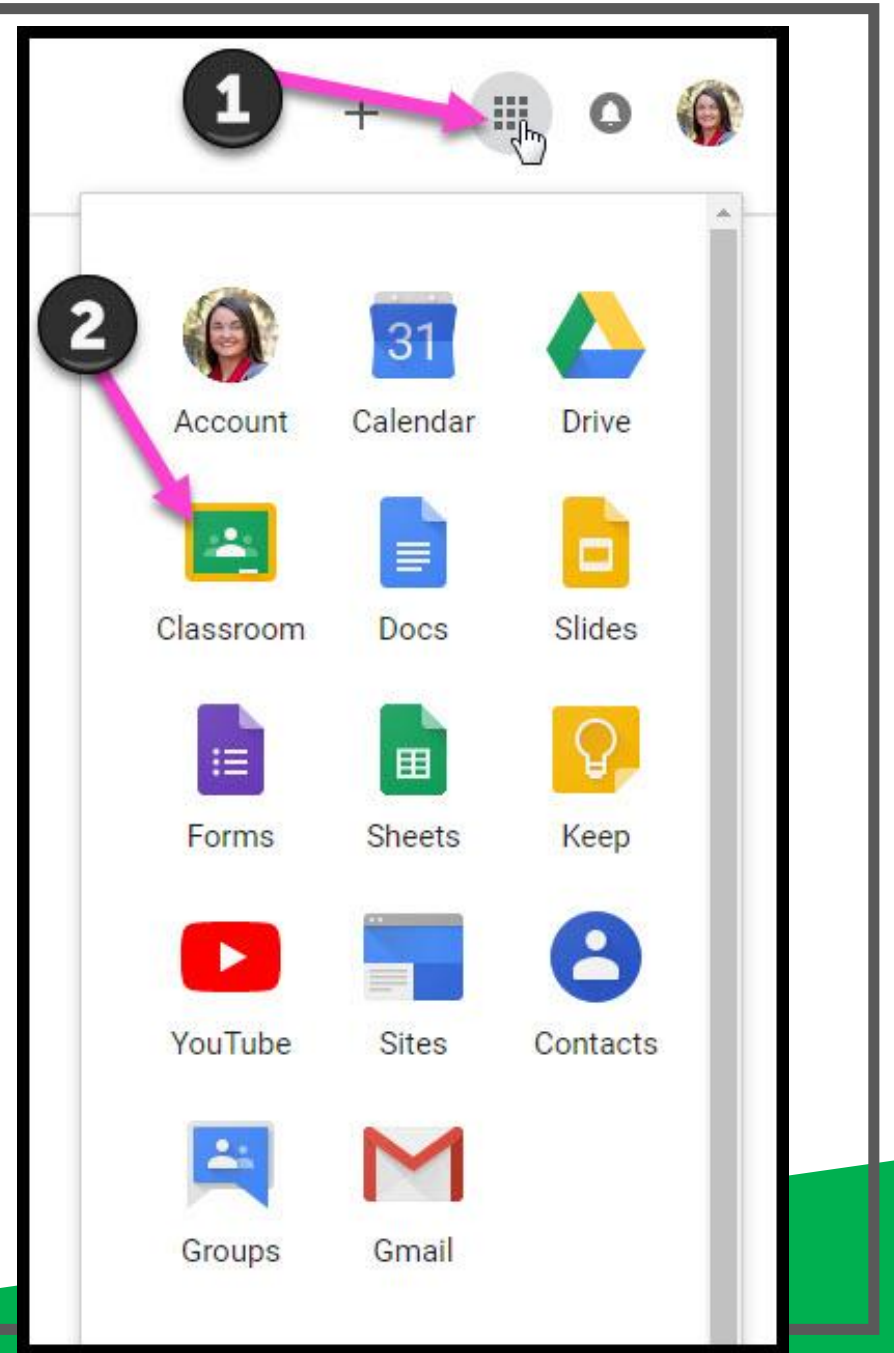


GROUPS

Navigating Classroom

1

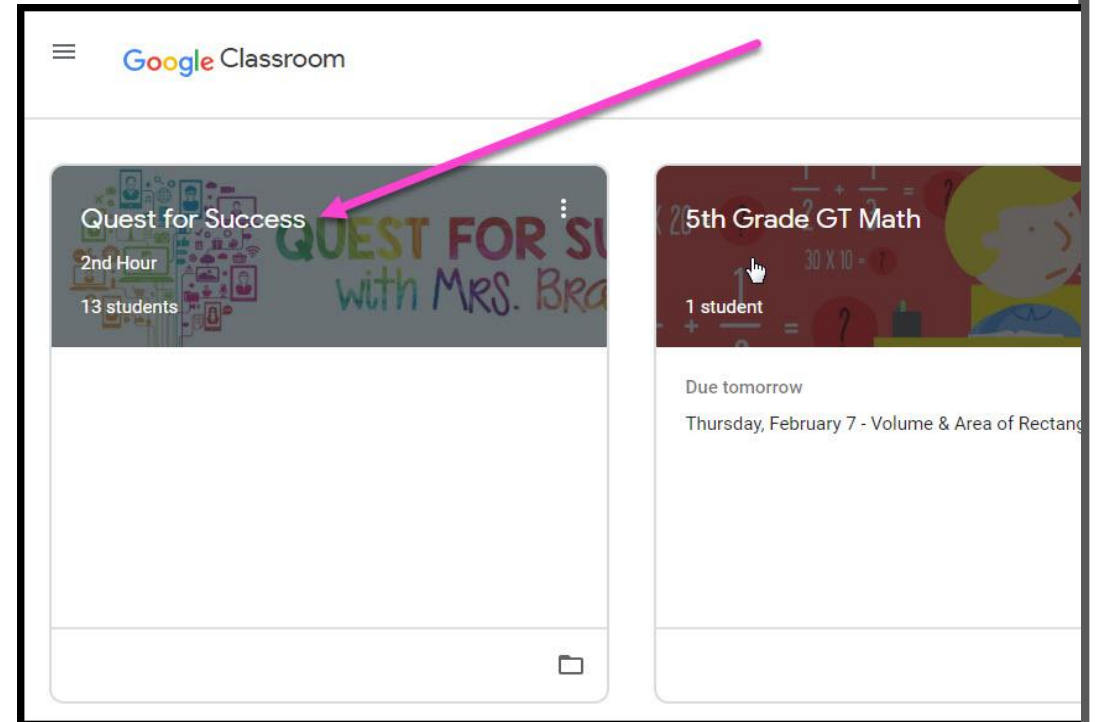
Click on the waffle button and then the [Google Classroom](#) icon.



Navigating Classroom

2

Click on your child's class.

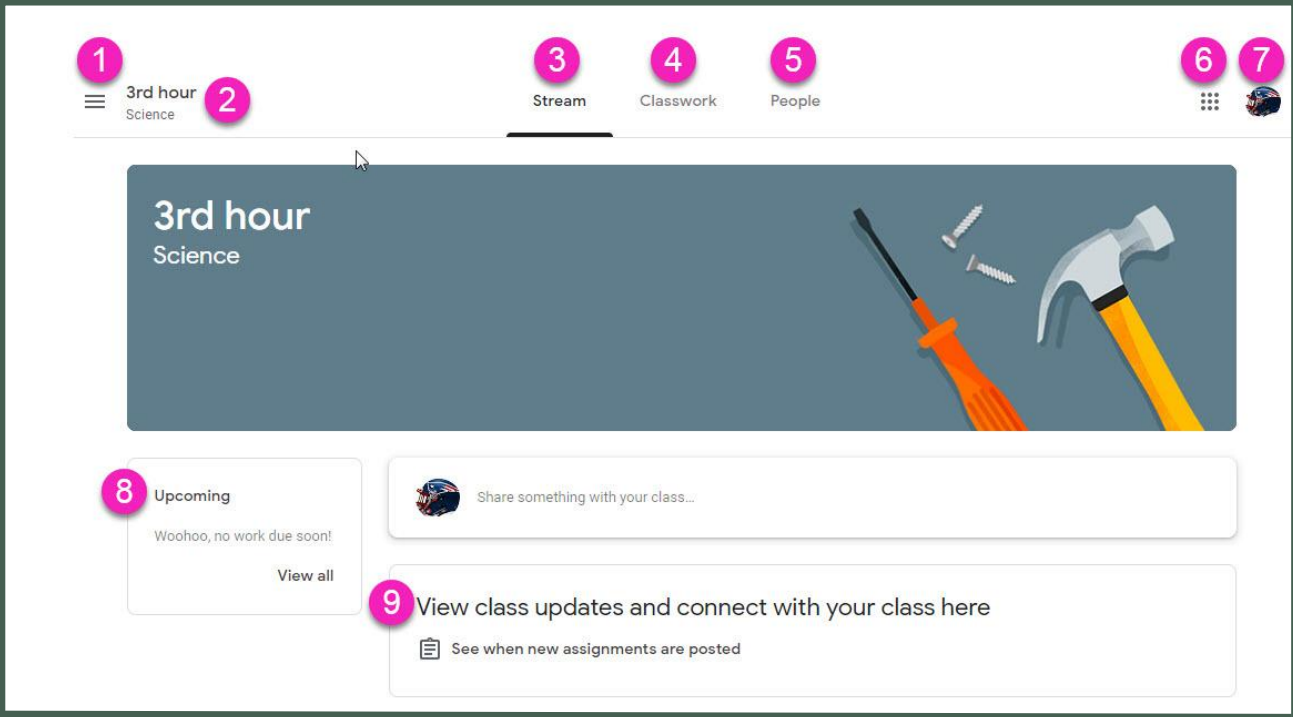


Navigating Classroom



 = High Interest for Parents

3

Page tools
(Left side)



The screenshot shows a Classroom page for '3rd hour Science'. The page layout includes a top navigation bar with a menu icon (1), the current class name (2), and tabs for 'Stream' (3), 'Classwork' (4), and 'People' (5). On the right side of the top bar are a waffle button (6) and a profile picture (7). The main content area features a header for the class (2) with a background image of tools, an 'Upcoming' section (8) with a post about work due soon, and a section for class updates (9) with a toggle for notifications. A legend at the bottom explains the numbered callouts.

- 1 Menu of Classes
- 2 Current Class
- 3 Teacher/Class Posts
- 4 Classwork 
- 5 Teacher(s) & Classmates
- 6 Waffle Button (App Directory)
- 7 Your account
- 8 Upcoming Classwork 
- 9 Updates from your teacher

Navigating Classroom

4

Classwork Tab

Work set for the day.

Work saves automatically as you go!

Live Lessons Booked

Stream **1** Classwork People **4**

2 View your work **3** Google Calendar Class Drive folder

All topics **5**

6 Benchmark Tests

STAR Math Benchmark Test - BOY Due Sep 3

Daily Lesson Files

7 For the Week of September 2 - 6 **8** Due Today **9** Assigned

Posted Sep 3

Monday - NO SCHOOL (Labor Day)
Tuesday - Multistep Equations (Also STAR Math Benchmark)
Wednesday - Variables on Both Sides
Thursday - Infinite & No Solution Equations
Friday - Algebraic Proportions

10 Day 1 - Multistep Equatio... PDF **10** Day 2 - Variables on Both... PDF

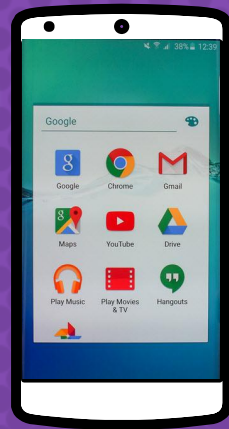
Day 3 - Infinite & No Solu... PDF **10** Day 4 - Algebraic Propor... PDF

11 View Assignment

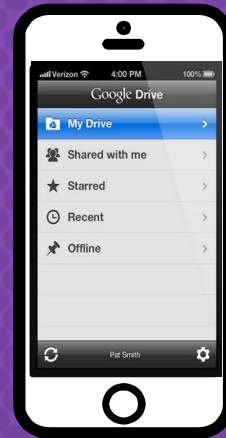
1 Classwork Tab	5 Topics available	9 Assignment Status
2 See your Grades	6 Topic Headings	10 Attached files/links
3 See Due Dates	7 Lesson Title	11 Click to view assignment
4 View your files	8 Due Date	

ACCESS

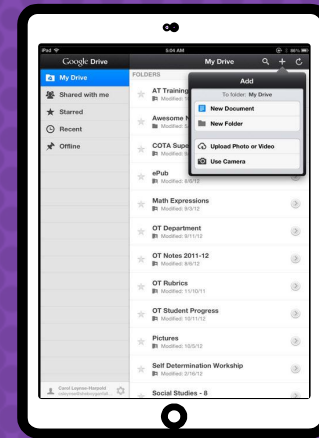
ANYWHERE



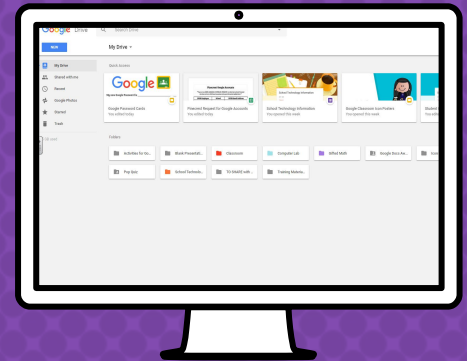
ANDROID



IPHONE



TABLET



DESKTOP



GOOGLE APPS

allow you to edit Google assignments from any device that is connected to the internet!



Download on the
App Store



GET IT ON
Google Play

QUESTIONS?



Email

office@shirleyschools.co.uk